










AGRI-PARK DISTRICT: DR RSM DM	PROVINCE: North West	REPORTING DATE: MARCH 2016																									
 <b>KEY COMMODITIES</b>	 <b>AGRIPARK COMPONENTS</b>	 <b>STATUS</b>																									
Primary Commodity (Agri-Park MBP focus): <ul style="list-style-type: none"> <li>Red Meat (beef cattle sub-sector)</li> </ul> Secondary Commodity: <ul style="list-style-type: none"> <li>Game Meat and Hide</li> </ul>	<ul style="list-style-type: none"> <li>Six FPSUs located in: <i>Taung, Ganyesa, Piet Plessis, Christiana, Schweizer-Reneke, Stella</i></li> <li>1<sup>st</sup> Two FPSUs(Phase One development): <i>Taung &amp; Ganyesa</i></li> <li>One Agri-Hub located in <i>Vryburg</i></li> <li>One RUMC located in <i>Vryburg</i></li> </ul>	<ul style="list-style-type: none"> <li>Awaiting Signed off by Dr RSM DM Municipal Manager</li> <li>Final Plan to be submitted on 15 April 2016</li> </ul>																									
 <b>KEY CATALYTIC PROJECTS</b>	 <b>AGRO-PROCESSING BUSINESS OPPORTUNITIES</b>	 <b>KEY ROLE-PLAYERS</b>																									
<ul style="list-style-type: none"> <li><b>Naledi LM:</b> Abattoirs: Vryburg Abattoir (300 cattle/day) &amp; Stella Abattoir (100 cattle/day). Feedlots: Grassyband (10 000 capacity) CP livestock (6000 capacity). Land: Properties to be purchased - 6 923 ha</li> <li><b>Mamusa LM:</b> Schweizer-Reneke Auction Pens</li> <li><b>Lekwa-Teemane LM:</b> Beef master &amp; Karan Beef Feedlots and Holding kraals. Auction Pens at Christiana.</li> <li><b>Greater Taung LM:</b> Auction Pens at Reivilo, Taung, Sekhing, &amp; Manthe</li> <li><b>Kagisano-Molopo LM:</b> Abattoir at Vaalbosput. Auction Pens at Lenniesdaal, Driefontein, Tosca, Vorstersdorp, Piet Plessis, Morokwang, Klimstoor</li> </ul>	Proposed Agro-Processing business opportunities aligned to the primary commodity: <ul style="list-style-type: none"> <li>Primary Processing (beef meat): <b>Fresh processed meat products</b> for domestic and export markets; Hide salting, bones supplied to Bojanala Agri-Hub</li> <li>Secondary Processing (beef by-products –hides): <b>Heavy leather tanning</b></li> <li>Advanced Processing: <b>leather products</b> production e.g. furniture, footwear, garments, etc. (Rural Fashion Hubs)</li> </ul>	List all but *Asterisk those that you have met with, <table border="1" data-bbox="1400 470 2184 853"> <thead> <tr> <th>Public Sector</th> <th>Industry</th> <th>Other</th> </tr> </thead> <tbody> <tr> <td>           The Presidency            NW Premier's Office            *DR RSM DM            *Local Municipalities *DRDLR,            *NW Agriculture,            *DBSA, *DTI, *CSIR, DAFF,            NDA            DED, DEA, DBE, IDC            SEDA, SEFA, *NAMC            DHET, SETAS            DBSA, ARC, NEF,            Public works and housing            departments, DCoGTA            Eskom, DWS, NW University,            Taung Agri-College         </td> <td>           Agri-BEE entrepreneurs            Commercial enterprises            Commercial farmers            Commercial Retailers            Mining &amp; Quarry Companies            Cooperatives            NPOs &amp; CBOs            SMMEs            DAMC            Black Industrialists            Private firms (e.g. Senwes, *Omnia            Group, etc)         </td> <td>           Foreign donor partners            (USAID, GTZ, *EU, *BTC, WB,            etc)            UNFAO            UNDP            UNIDO            UN Food Programme            DFIs            International Philanthropic,            CSI/CSR, Social Impact &amp;            Investment funds            International Sustainable            Development Innovation            Companies, NPOs &amp; NGOs         </td> </tr> </tbody> </table>		Public Sector	Industry	Other	The Presidency NW Premier's Office *DR RSM DM *Local Municipalities *DRDLR, *NW Agriculture, *DBSA, *DTI, *CSIR, DAFF, NDA DED, DEA, DBE, IDC SEDA, SEFA, *NAMC DHET, SETAS DBSA, ARC, NEF, Public works and housing departments, DCoGTA Eskom, DWS, NW University, Taung Agri-College	Agri-BEE entrepreneurs Commercial enterprises Commercial farmers Commercial Retailers Mining & Quarry Companies Cooperatives NPOs & CBOs SMMEs DAMC Black Industrialists Private firms (e.g. Senwes, *Omnia Group, etc)	Foreign donor partners (USAID, GTZ, *EU, *BTC, WB, etc) UNFAO UNDP UNIDO UN Food Programme DFIs International Philanthropic, CSI/CSR, Social Impact & Investment funds International Sustainable Development Innovation Companies, NPOs & NGOs																		
Public Sector	Industry	Other																									
The Presidency NW Premier's Office *DR RSM DM *Local Municipalities *DRDLR, *NW Agriculture, *DBSA, *DTI, *CSIR, DAFF, NDA DED, DEA, DBE, IDC SEDA, SEFA, *NAMC DHET, SETAS DBSA, ARC, NEF, Public works and housing departments, DCoGTA Eskom, DWS, NW University, Taung Agri-College	Agri-BEE entrepreneurs Commercial enterprises Commercial farmers Commercial Retailers Mining & Quarry Companies Cooperatives NPOs & CBOs SMMEs DAMC Black Industrialists Private firms (e.g. Senwes, *Omnia Group, etc)	Foreign donor partners (USAID, GTZ, *EU, *BTC, WB, etc) UNFAO UNDP UNIDO UN Food Programme DFIs International Philanthropic, CSI/CSR, Social Impact & Investment funds International Sustainable Development Innovation Companies, NPOs & NGOs																									
 <b>INFRASTRUCTURE REQUIREMENTS</b>	 <b>NEXT STEPS</b>		 <b>POSSIBLE ECONOMIC BENEFIT</b>																								
<input type="checkbox"/> Agri-Hub Built Up Infrastructure (large scale): <ul style="list-style-type: none"> <li><b>Production zone:</b> Livestock Facilities (holding area, etc), Vegetable greenhouses zone</li> <li><b>Processing zones</b> (1) Primary processing: Abattoir, Hide salting, Pre-packed Fresh Processed Meat Products, Pre-packed Fresh Processed Vegetable Products. (2) Secondary Processing: Heavy Leather Tanning (industrial product, incl. auto, for domestic and export market). (3) Advanced Processing: Leather products manufacturing</li> <li><b>R&amp;D zone:</b> Research, conferencing and training centres</li> <li><b>Trade zone:</b> Standard Design Factories: i.e. for Packaging, cold stores, warehousing, etc.; Commercial: office and retail space</li> </ul> <input type="checkbox"/> FPSU Built Up Infrastructure (small scale): Production, Primary Processing, Trade and Social zones, and common and bulk infrastructure	<table border="1" data-bbox="728 925 1344 1404"> <thead> <tr> <th>Year</th> <th>Steps</th> </tr> </thead> <tbody> <tr> <td>Year 1</td> <td> <ul style="list-style-type: none"> <li>Agri-Park performance targets established and incorporated into district IDP and SDF plans, &amp; sector departments</li> <li>Key commodity development plan developed</li> <li>Agri-Park sites finalised and land acquired</li> <li>Agri-Park governance and management structures operationalised and manager contracted</li> <li>Agri-Park costing model and budgets compiled</li> <li>Agri-Park funding, investment &amp; partners seeking</li> <li>Agri-Park infrastructure development professional teams procured</li> <li>Ongoing development and support for farmers</li> </ul> </td> </tr> <tr> <td>Year 2</td> <td> <ul style="list-style-type: none"> <li>Agri-Park Feasibilities</li> <li>Agri-Park funding, investment &amp; partners secured</li> <li>Develop and support farmers</li> <li>Agri-Park markets securing</li> </ul> </td> </tr> <tr> <td>Year 3</td> <td> <ul style="list-style-type: none"> <li>Agri-Park infrastructure development initiated and managed</li> <li>At least Two FPSUs sites developed</li> </ul> </td> </tr> </tbody> </table>		Year	Steps	Year 1	<ul style="list-style-type: none"> <li>Agri-Park performance targets established and incorporated into district IDP and SDF plans, &amp; sector departments</li> <li>Key commodity development plan developed</li> <li>Agri-Park sites finalised and land acquired</li> <li>Agri-Park governance and management structures operationalised and manager contracted</li> <li>Agri-Park costing model and budgets compiled</li> <li>Agri-Park funding, investment &amp; partners seeking</li> <li>Agri-Park infrastructure development professional teams procured</li> <li>Ongoing development and support for farmers</li> </ul>	Year 2	<ul style="list-style-type: none"> <li>Agri-Park Feasibilities</li> <li>Agri-Park funding, investment &amp; partners secured</li> <li>Develop and support farmers</li> <li>Agri-Park markets securing</li> </ul>	Year 3	<ul style="list-style-type: none"> <li>Agri-Park infrastructure development initiated and managed</li> <li>At least Two FPSUs sites developed</li> </ul>	<table border="1" data-bbox="1377 925 2184 1436"> <thead> <tr> <th colspan="4">Potential Socio-Economic Impact of Dr RSM DM Agri-Park</th> </tr> <tr> <th colspan="2">Economic Impact</th> <th>Innovation &amp; Sustainability</th> <th>Socio-Impact</th> </tr> </thead> <tbody> <tr> <td rowspan="3">Ongoing Infrastructure Development Employment opportunities (Infrastructure Development for Enterprises, Agri-Park &amp; Rural/New Town Development incl. Corridors &amp; Nodes)</td> <td>Level 1</td> <td> <b>Farming Enterprises Level:</b> <ul style="list-style-type: none"> <li>On-farm employment opportunities (including smallholder farmers)</li> </ul> </td> <td rowspan="3"> <ul style="list-style-type: none"> <li>Increased Beef Cattle Production and Agricultural</li> <li>New technologies and new approaches extension services for small scale farmers</li> <li>Revenue generation for local municipalities (property taxes)</li> <li>Knowledge and Skills development</li> <li>Value adding in the production chain</li> <li>Sustainable use and management of natural resources</li> </ul> </td> </tr> <tr> <td>Level 2</td> <td> <b>Agri-Park Level (FPSUs &amp; Agri-Hub):</b> <ul style="list-style-type: none"> <li>Employment opportunities in agricultural processing</li> <li>Employment opportunities in the wider agricultural value chain</li> </ul> </td> </tr> <tr> <td>Level 3</td> <td> <b>Community and Households level:</b> <ul style="list-style-type: none"> <li>Additional beneficiaries from employment in a household</li> <li>People impacted through employment opportunities as direct or indirect beneficiaries</li> </ul> </td> </tr> </tbody> </table>	Potential Socio-Economic Impact of Dr RSM DM Agri-Park				Economic Impact		Innovation & Sustainability	Socio-Impact	Ongoing Infrastructure Development Employment opportunities (Infrastructure Development for Enterprises, Agri-Park & Rural/New Town Development incl. Corridors & Nodes)	Level 1	<b>Farming Enterprises Level:</b> <ul style="list-style-type: none"> <li>On-farm employment opportunities (including smallholder farmers)</li> </ul>	<ul style="list-style-type: none"> <li>Increased Beef Cattle Production and Agricultural</li> <li>New technologies and new approaches extension services for small scale farmers</li> <li>Revenue generation for local municipalities (property taxes)</li> <li>Knowledge and Skills development</li> <li>Value adding in the production chain</li> <li>Sustainable use and management of natural resources</li> </ul>	Level 2	<b>Agri-Park Level (FPSUs &amp; Agri-Hub):</b> <ul style="list-style-type: none"> <li>Employment opportunities in agricultural processing</li> <li>Employment opportunities in the wider agricultural value chain</li> </ul>	Level 3	<b>Community and Households level:</b> <ul style="list-style-type: none"> <li>Additional beneficiaries from employment in a household</li> <li>People impacted through employment opportunities as direct or indirect beneficiaries</li> </ul>
Year	Steps																										
Year 1	<ul style="list-style-type: none"> <li>Agri-Park performance targets established and incorporated into district IDP and SDF plans, &amp; sector departments</li> <li>Key commodity development plan developed</li> <li>Agri-Park sites finalised and land acquired</li> <li>Agri-Park governance and management structures operationalised and manager contracted</li> <li>Agri-Park costing model and budgets compiled</li> <li>Agri-Park funding, investment &amp; partners seeking</li> <li>Agri-Park infrastructure development professional teams procured</li> <li>Ongoing development and support for farmers</li> </ul>																										
Year 2	<ul style="list-style-type: none"> <li>Agri-Park Feasibilities</li> <li>Agri-Park funding, investment &amp; partners secured</li> <li>Develop and support farmers</li> <li>Agri-Park markets securing</li> </ul>																										
Year 3	<ul style="list-style-type: none"> <li>Agri-Park infrastructure development initiated and managed</li> <li>At least Two FPSUs sites developed</li> </ul>																										
Potential Socio-Economic Impact of Dr RSM DM Agri-Park																											
Economic Impact		Innovation & Sustainability	Socio-Impact																								
Ongoing Infrastructure Development Employment opportunities (Infrastructure Development for Enterprises, Agri-Park & Rural/New Town Development incl. Corridors & Nodes)	Level 1	<b>Farming Enterprises Level:</b> <ul style="list-style-type: none"> <li>On-farm employment opportunities (including smallholder farmers)</li> </ul>	<ul style="list-style-type: none"> <li>Increased Beef Cattle Production and Agricultural</li> <li>New technologies and new approaches extension services for small scale farmers</li> <li>Revenue generation for local municipalities (property taxes)</li> <li>Knowledge and Skills development</li> <li>Value adding in the production chain</li> <li>Sustainable use and management of natural resources</li> </ul>																								
	Level 2	<b>Agri-Park Level (FPSUs &amp; Agri-Hub):</b> <ul style="list-style-type: none"> <li>Employment opportunities in agricultural processing</li> <li>Employment opportunities in the wider agricultural value chain</li> </ul>																									
	Level 3	<b>Community and Households level:</b> <ul style="list-style-type: none"> <li>Additional beneficiaries from employment in a household</li> <li>People impacted through employment opportunities as direct or indirect beneficiaries</li> </ul>																									

